

MODERATE PORTFOLIO - HIGH PERFORMANCE

SEPTEMBER 30 2021

PORTFOLIO MANAGER: IVAN SCHERMAN PhD, CMT, CFTe
FINRA SERIES 86

OBJECTIVE

The portfolio aims to achieve for the client a net return of 15% to 20% per year.

STRATEGY

We implement an active management strategy of a 100% algorithmic absolute return fund, with diversification of financial instruments under rigorous risk control.

FEES

Fees are 50% of the quarterly result. Exclusively charged from the earnings generated, never from the initial capital nor the earnings already integrated. Losses incurred during a quarter will be recovered before charging fees again.

There are no administrative fees for opening, closing or maintaining an account or issuing summaries. Emerge Funds does not charge an annual fee on the managed capital either.

PORTFOLIO NET PERFORMANCE

Average annual return since inception (US Markets)	19.28%
Last 3 years average	11.47%
Last 5 years average	14.58%
Highest return in a year	47.46%
Lowest return in a year	7.02%

RISK STATISTICS

Amount of positive months	103
Amount of negative months	47
Highest net quarterly profit	28.85%
Lowest net quarterly profit	-18.32%
Sharpe Ratio	1.84%

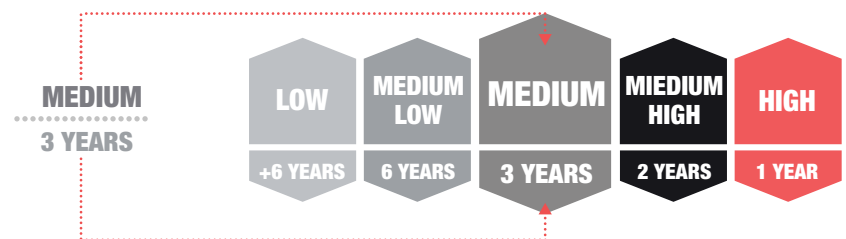
MOST TRADED ASSETS 2020

DGAZ	VelocityShares 3x Inverse Natural Gas
DWT	Velocity Shares 3x Long Crude Oil ETNs
NIB	iPath Bloomberg Cocoa Subindex
SPXL	Direxion Daily S&P500 Bull 3x Shares
SPXS	Direxion Daily S&P500 Bear 3x Shares
TMF	Direxion Daily 20+ Year Treasury Bull 3XShares
TQQQ	ProShares UltraPro QQQ
UCO	ProShares Ultra Bloomberg Crude Oil
UGLD	VelocityShares 3x Long Gold ETN
UNG	United States Natural Gas Fund, LP

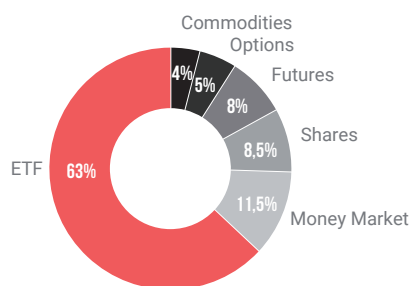
PORTFOLIO INFORMATION

Category	MultiAsset – High Equity
Administration structure	Separately Managed Accounts
Initial minimum	10.000 u\$
Performance target	15% to 20% year average
Initial date	April 1 st , 2009
Account designation / Administrator	Emerge Management Inc.
Custodian	TradeStation Securities Inc.
Custodian's Account	77770054
Payment agent	JPMORGAN CHASE BANK

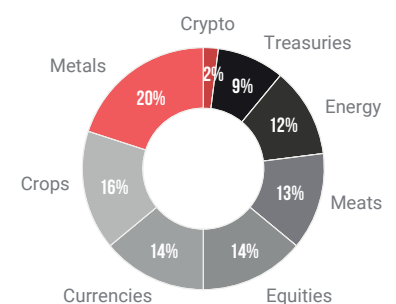
RISK PROFILE AND MINIMUM RECOMMENDED PERMANENCE



ASSETS



RISK ASSIGNMENT BY ASSET



EQUITY CURVE

